

Scaled data based on original data using  
LM-79-08 Approved Method: Electrical and Photometric Measurements of Solid-  
State Lighting Products

Test Report Prepared for  
Cooper Lighting Solutions  
(formerly Eaton)

Brand: McGRAW-EDISON

Report Number: P271841

Luminaire Tested: **ISW-AF-600-LED-E1-RW-7027-ULG**

Issue Date: 3/3/2020

**Test Information**

Test Method: LM-79-08  
Report Number: P271841  
TEST IS SCALED FROM IESNA LM-79-08 TEST DATA (P29767)-DOWNLIGHT AND  
Test Lab: INNOVATION CENTER-P2  
Issue Date: 3/3/2020  
Manufacturer: COOPER LIGHTING SOLUTIONS (FORMERLY EATON)  
Product Line: MCGRAW-EDISON  
Catalog Number: ISW-AF-600-LED-E1-RW-7027-ULG  
Description: IMPACT ELITE LED WEDGE LUMINAIRE WITH UPLIGHT  
LIGHT SQUARE WITH ACCULED OPTICS-RECTANGULAR WIDE TYPE I, WITH UPLIGHT  
GLOW  
Light Source: (16) 2700K CCT, 70 CRI LEDs and (1) UPLIGHT LED  
Ballast/Driver: ELECTRONIC DRIVER

**Summary**

Lumens per Lamp: N/A  
Luminaire Lumens: 5212.2 lumens  
Efficiency: N/A  
Efficacy: 103.4 lumens/watt  
Luminous Opening: Rectangular w/ Sides (W: 0.5' x L: 0.5' x H: 0.54')  
IES Classification: Type II - Medium - Non-Cutoff  
BUG Rating: B2 - U5 - G2  
  
Input Watts (W): 50.4  
Input Voltage (V): 120  
Input Current (Ain): NR  
Voltage Rise (V): NR  
Power Factor: NR  
Total Harmonic Distortion (THDi): NR  
Frequency (hertz): 60  
Stabilization Time: NR  
Operation Time: NR  
Ambient Temperature (°C): NR  
Test Distance: 25 FT

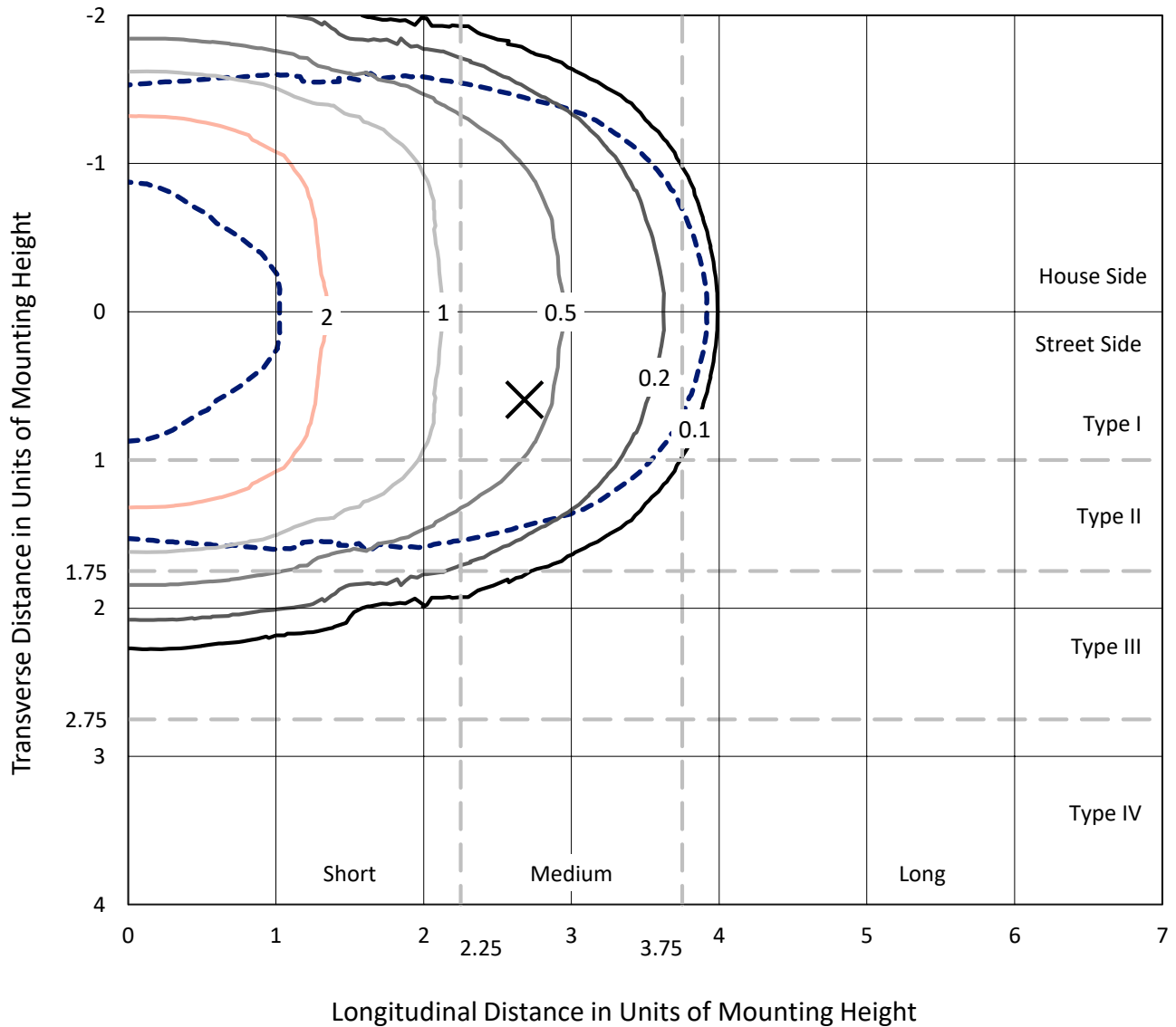


REPORT NUMBER: P271841

CATALOG NUMBER: ISW-AF-600-LED-E1-RW-7027-ULG

### Iso-Footcandle Lines of Horizontal Illumination

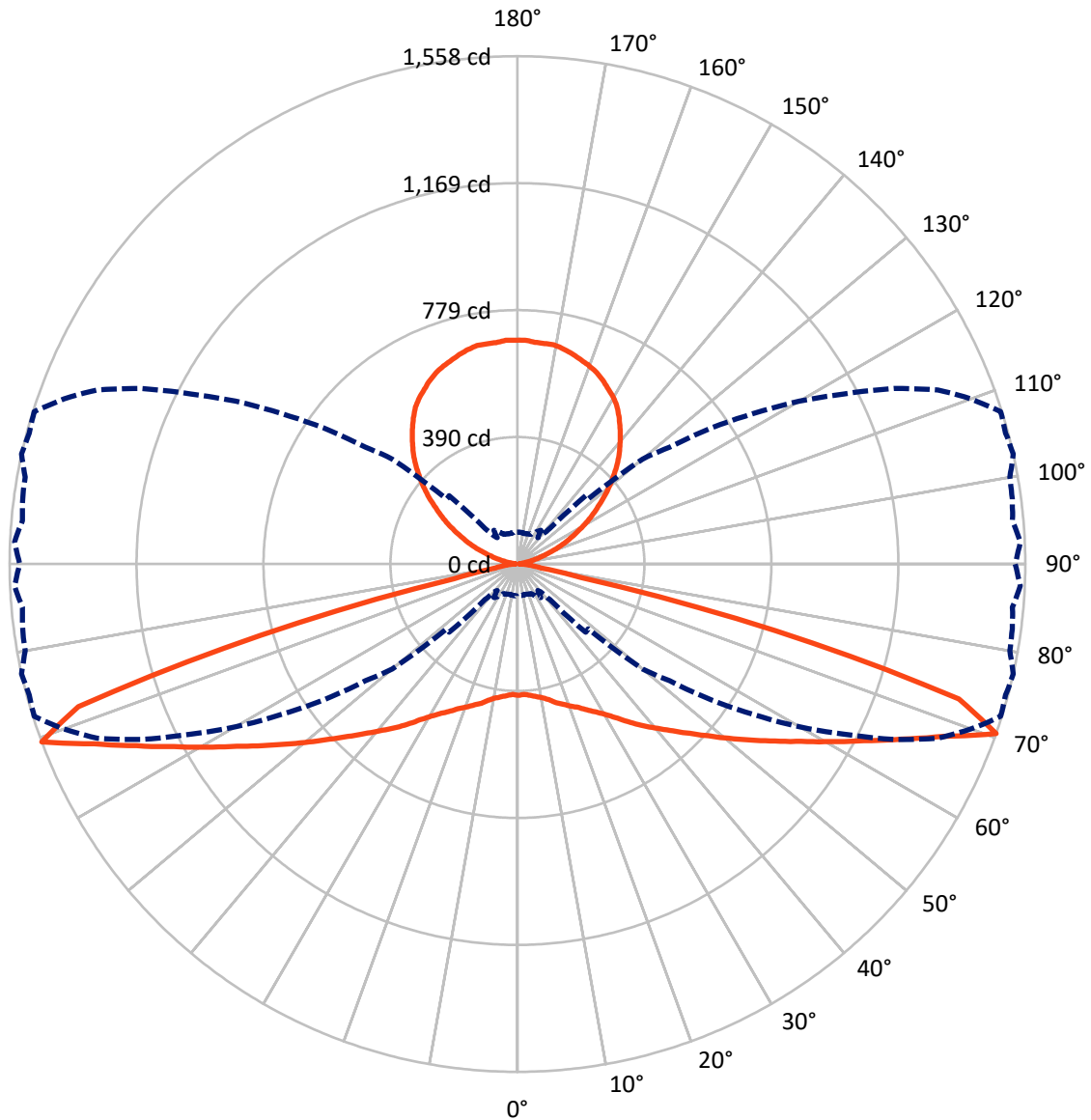
× Max cd  
 - - - 1/2 Max cd



Based on 10 foot mounting height. Maximum calculated value = 4.2 fc  
 Type II - Medium - Non-Cutoff

REPORT NUMBER: P271841  
CATALOG NUMBER: ISW-AF-600-LED-E1-RW-7027-ULG

### Luminous Intensity Polar Plot



— Vertical Plane Through 77.5-Deg Lateral    - - - Horizontal Cone Through 70-Deg Vertical

REPORT NUMBER: P271841

CATALOG NUMBER: ISW-AF-600-LED-E1-RW-7027-ULG

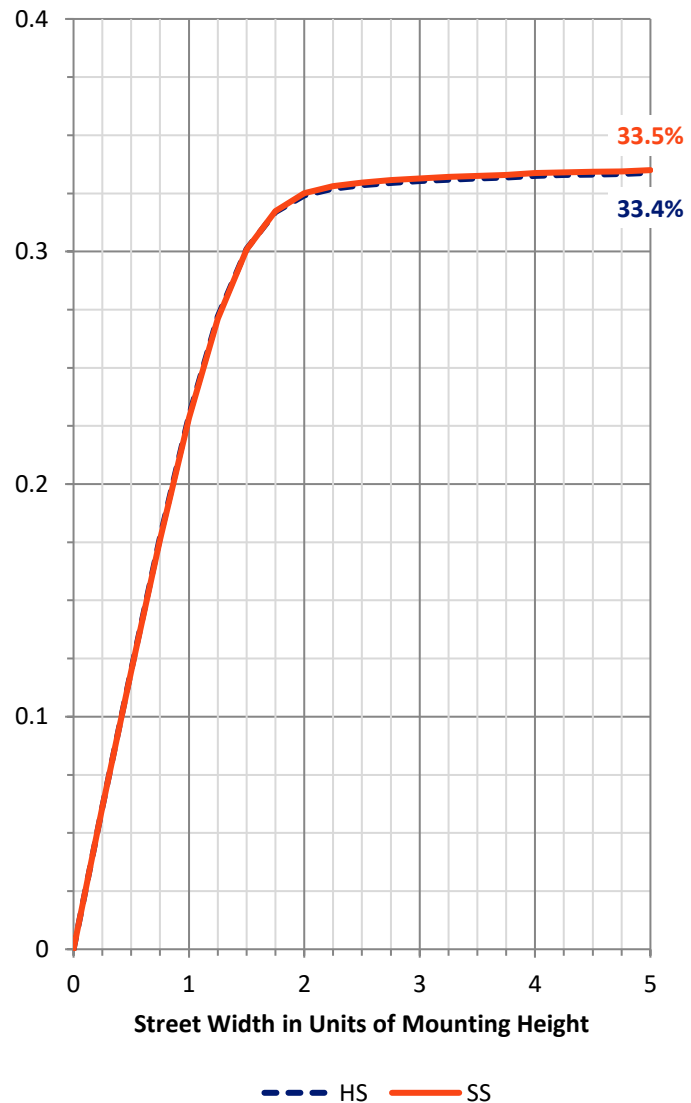
**FLUX DISTRIBUTION:**

		Downward	Upward	Total
<b>House Side</b>	Lumens	1754.4	851.8	2606.1
	% Fixture	33.7	16.3	50.0
<b>Street Side</b>	Lumens	1754.4	851.8	2606.1
	% Fixture	33.7	16.3	50.0
<b>Total</b>	Lumens	3508.7	1703.5	5212.2
	% Fixture	67.3	32.7	100.0

**Coefficient of Utilization**

**ZONAL LUMENS:**

Zone	Lumens	% Fixture
0°-10°	38.9	0.7
10°-20°	121.8	2.3
20°-30°	228.6	4.4
30°-40°	399.5	7.7
40°-50°	651.3	12.5
50°-60°	891.3	17.1
60°-70°	819.9	15.7
70°-80°	320.5	6.1
80°-90°	36.7	0.7
90°-100°	9.6	0.2
100°-110°	56.3	1.1
110°-120°	163.0	3.1
120°-130°	268.1	5.1
130°-140°	330.6	6.3
140°-150°	338.2	6.5
150°-160°	284.9	5.5
160°-170°	187.6	3.6
170°-180°	65.0	1.2
0°-90°	3508.7	67.3
0°-180°	5212.2	100.0



REPORT NUMBER: P271841

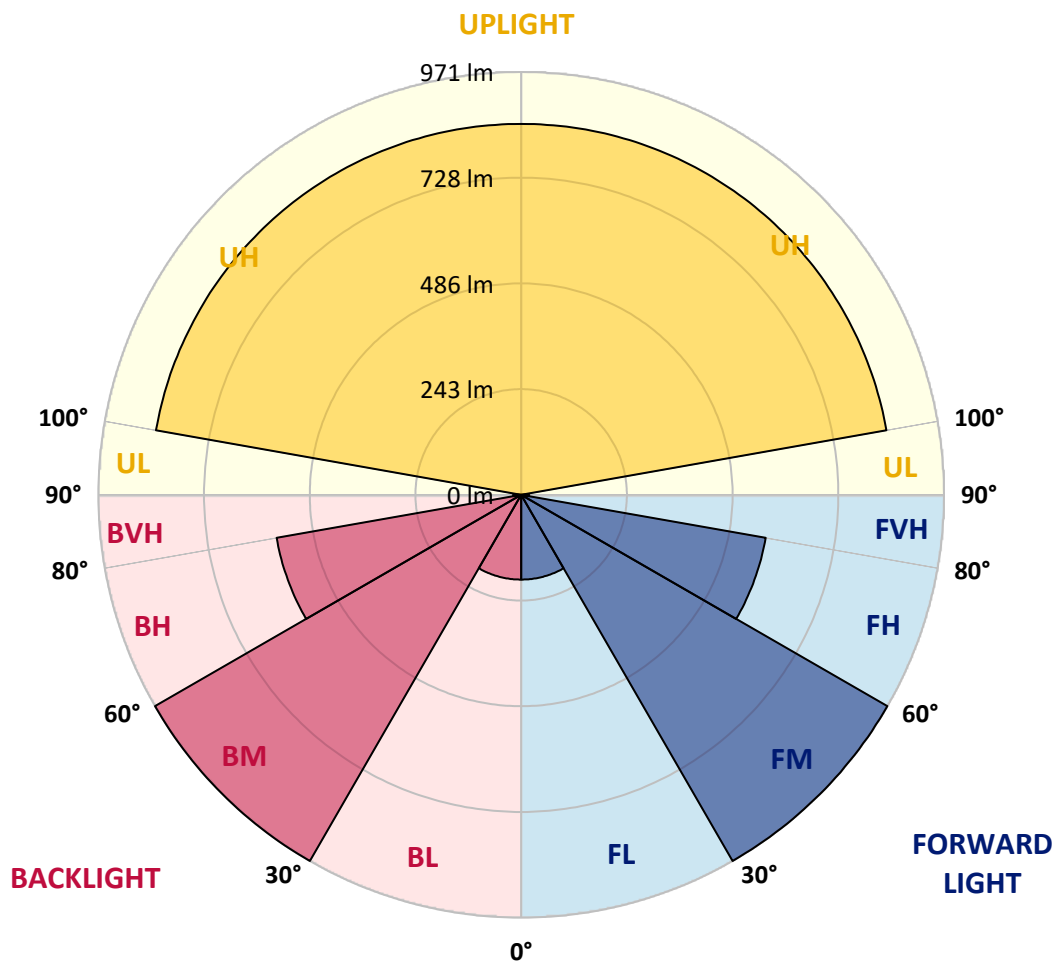
CATALOG NUMBER: ISW-AF-600-LED-E1-RW-7027-ULG

**LUMINAIRE CLASSIFICATION SYSTEM LUMEN TABLE AND BUG RATING:**

Zone	Lumens	% Fixture	Zone Rating/Lumen Limit		
			B	U	G
FL (0°-30°)	194.7	3.7			
FM (30°-60°)	971.1	18.6			
FH (60°-80°)	570.2	10.9			G0/660
FVH (80°-90°)	18.3	0.4			G1/100
BL (0°-30°)	194.7	3.7	B1/500		
BM (30°-60°)	971.1	18.6	B1/1000		
BH (60°-80°)	570.2	10.9	B2/1000		G2/1000
BVH (80°-90°)	18.3	0.4			G1/100
UL (90°-100°)	9.6	0.2		U1/10	
UH (100°-180°)	851.8	16.3		U4/1000	

**BUG Rating: B2-U5-G2**

Type II Medium





REPORT NUMBER: P271841

CATALOG NUMBER: ISW-AF-600-LED-E1-RW-7027-ULG

**CANDELA DISTRIBUTION (FULL):**

	0°	5°	15°	25°	35°	37.5°	40°	42.5°	45°	47.5°	50°
0°	403.0	403.0	403.0	403.0	403.0	403.0	403.0	403.0	403.0	403.0	403.0
2.5°	401.5	400.9	400.9	401.5	402.5	403.0	402.0	402.5	402.5	402.0	403.5
5°	402.5	402.0	402.5	403.5	405.0	406.7	406.1	406.1	406.7	405.6	408.2
7.5°	401.5	400.9	402.0	404.6	408.2	410.3	410.3	410.3	411.2	410.7	413.8
10°	396.8	396.3	398.8	403.5	410.3	411.9	413.3	413.8	416.9	416.9	420.0
12.5°	392.6	393.2	396.8	404.1	414.8	415.4	417.4	419.5	423.6	421.6	427.2
15°	394.3	395.3	399.9	408.7	423.1	422.7	424.2	426.2	432.9	428.3	437.6
17.5°	402.0	403.5	408.7	419.0	434.0	431.4	433.4	436.6	445.3	439.6	450.5
20°	414.4	416.5	422.1	433.4	447.4	444.8	446.9	450.5	460.8	455.1	466.0
22.5°	430.8	432.9	439.1	452.0	467.0	464.0	466.0	469.1	480.4	471.6	485.1
25°	453.0	455.1	461.9	475.2	492.3	488.7	489.7	491.7	503.6	493.3	506.3
27.5°	484.1	486.2	491.7	504.7	521.2	518.1	519.1	521.2	533.5	523.3	534.6
30°	523.3	525.3	530.4	543.4	557.3	553.6	555.2	556.8	568.2	557.8	567.1
32.5°	569.6	569.2	576.9	590.4	602.8	595.9	595.9	595.9	606.9	596.6	603.8
35°	624.4	624.4	632.0	645.1	656.4	648.7	645.1	643.0	654.9	641.9	647.0
37.5°	684.3	681.6	693.5	705.3	716.2	706.4	703.4	700.8	709.5	695.1	697.6
40°	747.7	745.6	758.6	771.9	779.2	766.3	763.6	760.7	769.8	755.9	755.5
42.5°	805.5	803.9	820.5	836.0	844.8	828.1	824.6	821.5	831.8	817.9	814.9
45°	854.5	854.0	873.2	894.3	909.7	892.2	889.6	884.4	894.8	877.7	876.2
47.5°	892.7	890.7	913.8	944.8	969.6	951.6	951.0	947.4	958.2	939.6	937.7
50°	918.4	920.0	945.4	981.5	1021.7	1004.7	1006.2	1004.7	1020.7	1002.1	1004.7
52.5°	923.2	926.2	958.9	1006.2	1062.4	1041.9	1053.7	1058.3	1078.4	1062.4	1067.6
55°	867.9	876.7	926.2	1008.9	1087.8	1074.8	1089.8	1103.3	1131.7	1118.2	1127.6
57.5°	744.7	762.8	820.0	939.6	1084.6	1091.9	1122.3	1142.9	1177.6	1165.7	1187.4
60°	575.4	587.7	651.2	791.0	985.6	995.4	1050.6	1116.1	1195.6	1212.2	1246.2
62.5°	376.7	383.9	445.9	587.7	814.9	817.9	886.4	971.7	1109.5	1145.6	1241.0
65°	186.8	196.5	229.7	338.5	570.7	566.7	641.9	741.6	920.0	959.7	1115.2
67.5°	116.6	118.1	124.9	156.8	285.9	254.0	315.8	420.0	636.3	671.8	869.0
70°	98.1	97.6	96.0	100.6	125.9	102.1	113.0	147.6	296.2	294.6	501.1
72.5°	90.3	88.8	84.6	84.1	87.8	80.5	81.6	83.6	118.7	99.6	193.0
75°	83.0	79.9	74.8	73.3	73.3	67.6	67.6	68.1	76.9	72.2	87.8
77.5°	74.3	70.7	65.6	63.5	61.4	55.2	54.7	55.2	61.9	57.9	65.6
80°	64.0	60.4	56.8	53.7	50.6	44.8	43.4	43.4	49.0	44.8	51.0
82.5°	55.8	51.0	50.0	44.8	40.2	35.1	33.6	30.9	36.1	31.5	38.2
85°	41.3	37.7	47.5	39.7	32.0	28.4	22.6	19.1	22.6	18.5	24.3
87.5°	23.7	22.2	41.8	31.5	28.4	30.5	18.5	13.5	12.8	11.4	13.5
90°	9.5	10.2	13.6	12.5	14.0	10.8	8.9	8.6	10.0	8.9	10.5
92.5°	4.0	4.0	4.9	5.9	5.9	5.9	5.9	5.9	5.9	6.1	6.4
95°	4.9	4.9	5.9	6.8	6.8	6.8	6.8	6.8	6.8	6.8	6.8
97.5°	6.8	6.8	7.8	7.8	8.8	8.8	8.8	8.8	8.8	9.6	10.3
100°	7.8	7.8	8.8	9.8	11.8	13.9	16.2	18.4	20.6	22.5	24.5
102.5°	10.8	10.8	12.8	17.7	26.5	29.6	32.9	36.1	39.3	41.7	44.2
105°	20.6	21.6	26.5	35.3	47.1	50.8	54.4	58.1	61.8	64.0	66.3
107.5°	40.2	41.2	48.1	57.0	71.7	75.4	79.1	82.6	86.3	88.1	89.8
110°	64.8	66.7	72.7	85.4	100.1	103.0	106.0	109.0	111.9	113.4	114.8



REPORT NUMBER: P271841

CATALOG NUMBER: ISW-AF-600-LED-E1-RW-7027-ULG

**CANDELA DISTRIBUTION (continued):**

	0°	5°	15°	25°	35°	37.5°	40°	42.5°	45°	47.5°	50°
112.5°	97.2	97.2	104.0	118.8	131.5	133.7	135.9	138.2	140.3	141.6	142.8
115°	137.4	136.5	144.3	156.0	164.9	166.4	167.8	169.3	170.8	171.9	173.2
117.5°	180.6	180.6	185.5	193.3	198.3	199.1	199.7	200.4	201.2	202.7	204.2
120°	220.8	218.8	221.8	228.7	232.6	234.1	235.5	237.1	238.5	239.3	239.9
122.5°	258.2	255.2	256.2	262.0	266.0	267.4	269.0	270.4	271.8	272.4	272.8
125°	292.5	288.5	290.5	293.5	299.3	300.6	301.8	303.1	304.3	305.1	305.7
127.5°	323.9	322.9	322.9	326.8	332.7	332.9	333.2	333.5	333.7	334.9	336.1
130°	356.3	354.3	355.3	359.2	363.2	363.6	364.2	364.6	365.1	366.3	367.6
132.5°	388.7	386.7	385.7	393.5	396.5	396.7	397.1	397.3	397.5	398.9	400.5
135°	421.0	418.1	418.1	424.0	427.0	427.4	428.0	428.4	428.9	430.4	431.8
137.5°	451.5	448.5	450.5	451.5	455.4	456.4	457.3	458.3	459.3	460.5	461.8
140°	479.0	476.0	478.0	480.0	481.9	483.4	484.8	486.3	487.8	488.6	489.3
142.5°	508.4	505.5	507.5	508.4	511.3	512.3	513.3	514.3	515.3	515.8	516.3
145°	539.8	535.9	534.0	536.8	539.8	540.0	540.3	540.6	540.8	541.9	543.3
147.5°	564.3	561.4	560.5	563.3	563.3	563.6	563.9	564.1	564.3	565.6	566.8
150°	584.0	581.0	582.0	582.0	582.0	582.0	582.0	582.0	582.0	583.0	584.0
152.5°	599.7	596.7	596.7	597.7	598.7	598.7	598.7	598.7	598.7	598.9	599.2
155°	617.3	613.5	613.5	615.4	618.3	617.9	617.3	616.9	616.3	615.9	615.4
157.5°	634.0	631.1	631.1	632.0	634.0	633.8	633.6	633.2	633.0	632.9	632.6
160°	650.7	647.8	646.8	643.8	642.8	642.8	642.8	642.8	642.8	643.6	644.4
162.5°	660.5	656.6	656.6	652.7	648.8	649.3	649.7	650.2	650.7	651.7	652.7
165°	668.4	665.5	663.5	663.5	660.5	660.5	660.5	660.5	660.5	660.3	660.1
167.5°	677.2	674.3	671.3	673.3	675.3	674.4	673.8	673.1	672.3	670.6	668.9
170°	685.0	682.2	679.2	679.2	680.2	679.7	679.2	678.7	678.2	677.1	675.7
172.5°	686.0	684.1	682.2	680.2	677.2	677.2	677.2	677.2	677.2	677.1	676.7
175°	687.0	685.0	684.1	682.2	678.2	678.0	677.7	677.4	677.2	677.2	677.2
177.5°	693.9	692.0	687.0	686.0	684.1	683.6	683.1	682.6	682.2	681.9	681.6
180°	687.0	687.0	687.0	687.0	687.0	687.0	687.0	687.0	687.0	687.0	687.0





REPORT NUMBER: P271841

CATALOG NUMBER: ISW-AF-600-LED-E1-RW-7027-ULG

**CANDELA DISTRIBUTION (continued):**

	52.5°	55°	57.5°	60°	62.5°	65°	67.5°	70°	72.5°	75°	77.5°
0°	403.0	403.0	403.0	403.0	403.0	403.0	403.0	403.0	403.0	403.0	403.0
2.5°	402.0	403.5	401.5	403.5	399.9	403.0	400.5	403.5	400.9	403.5	400.5
5°	404.6	408.7	404.1	409.6	403.0	409.6	404.1	410.3	405.0	410.3	404.6
7.5°	408.7	415.9	409.6	416.9	408.7	418.0	410.3	419.0	411.2	419.5	410.7
10°	413.8	423.1	414.8	424.2	414.4	425.2	415.4	426.8	416.5	427.9	416.9
12.5°	418.5	430.4	421.0	433.4	422.7	435.5	424.2	438.6	426.2	441.2	427.2
15°	427.2	442.8	430.8	445.9	433.4	448.4	436.0	452.6	438.6	455.6	441.2
17.5°	438.6	455.6	443.2	458.2	444.8	461.3	448.0	464.4	450.5	468.1	452.0
20°	454.1	471.1	458.2	472.7	459.8	474.8	461.3	476.3	464.4	479.3	465.4
22.5°	471.6	487.6	473.7	488.2	473.7	487.6	474.8	488.2	476.3	490.3	477.8
25°	492.8	507.7	493.8	506.3	491.7	504.2	491.7	504.2	493.3	505.2	496.0
27.5°	522.3	533.5	519.1	530.0	514.5	525.3	512.4	523.3	512.9	523.3	514.0
30°	555.2	565.6	549.0	557.8	540.8	549.0	535.1	544.5	533.5	543.4	536.2
32.5°	591.4	599.6	583.1	590.4	572.8	579.9	565.0	571.2	561.9	568.2	563.5
35°	631.6	639.9	622.9	629.5	611.9	618.2	603.2	606.4	597.0	601.1	597.0
37.5°	679.6	686.8	667.2	673.4	654.3	662.1	643.9	647.0	635.7	638.3	630.0
40°	731.2	738.9	715.7	721.9	698.2	707.0	686.8	688.9	673.4	676.0	663.1
42.5°	786.9	794.1	765.3	770.5	742.6	751.8	728.1	732.2	713.6	716.2	699.7
45°	848.3	852.4	820.5	824.0	790.6	799.9	769.8	777.7	755.5	760.7	741.6
47.5°	905.6	913.8	878.8	881.9	845.8	851.4	816.9	827.2	803.4	811.2	787.9
50°	971.2	977.4	943.8	944.3	909.3	911.3	872.6	882.9	857.2	865.3	840.6
52.5°	1038.2	1042.3	1006.2	1009.9	975.3	979.0	940.2	944.3	914.4	921.6	897.4
55°	1103.3	1104.3	1074.4	1073.4	1040.8	1047.5	1004.7	1014.0	978.3	986.1	958.9
57.5°	1168.2	1171.9	1144.0	1145.0	1112.6	1117.2	1078.4	1085.2	1051.6	1061.0	1026.9
60°	1236.9	1248.3	1220.9	1224.5	1193.6	1202.8	1155.8	1164.7	1128.0	1142.9	1106.4
62.5°	1280.7	1323.0	1317.9	1323.7	1294.2	1298.8	1250.4	1264.3	1220.3	1231.3	1193.6
65°	1197.2	1300.8	1353.6	1411.2	1412.9	1427.9	1380.9	1386.1	1342.2	1339.6	1295.2
67.5°	975.8	1103.7	1192.5	1311.2	1394.3	1474.3	1503.1	1510.4	1486.7	1461.4	1411.2
70°	588.7	728.6	859.2	999.0	1130.1	1274.1	1396.3	1480.9	1554.8	1551.1	1558.4
72.5°	232.8	348.8	436.0	567.1	697.2	856.6	991.8	1111.0	1238.0	1315.8	1417.0
75°	91.9	121.3	141.9	215.1	277.0	395.8	515.0	579.5	679.1	747.2	817.4
77.5°	66.0	72.2	73.3	85.1	89.8	124.3	145.5	167.7	188.8	202.3	199.7
80°	51.0	55.2	55.2	60.4	59.8	66.6	64.9	71.2	70.7	75.9	72.2
82.5°	38.2	40.7	40.7	44.8	44.8	49.0	48.0	52.1	50.6	54.2	50.6
85°	24.7	27.4	27.4	29.5	28.4	32.5	32.0	35.1	33.6	35.1	32.5
87.5°	13.9	15.5	16.0	17.6	16.0	19.1	18.5	20.1	18.5	20.1	19.1
90°	8.9	10.0	9.4	11.0	9.9	13.5	11.4	14.0	10.4	15.0	10.9
92.5°	6.6	6.8	6.8	6.8	6.8	6.8	6.6	6.4	6.1	5.9	5.9
95°	6.8	6.8	7.1	7.4	7.6	7.8	7.6	7.4	7.1	6.8	6.8
97.5°	11.0	11.8	11.3	10.8	10.3	9.8	9.6	9.3	9.1	8.8	8.6
100°	26.5	28.5	27.7	26.9	26.3	25.5	24.7	24.1	23.4	22.5	21.6
102.5°	46.6	49.0	48.3	47.6	46.9	46.2	44.9	43.7	42.4	41.2	40.4
105°	68.5	70.7	70.2	69.7	69.2	68.7	67.6	66.3	64.9	63.8	62.8
107.5°	91.4	93.2	93.1	92.7	92.4	92.3	91.3	90.3	89.3	88.3	87.6
110°	116.3	117.8	117.9	118.3	118.6	118.8	118.3	117.8	117.3	116.8	116.0



REPORT NUMBER: P271841

CATALOG NUMBER: ISW-AF-600-LED-E1-RW-7027-ULG

**CANDELA DISTRIBUTION (continued):**

	52.5°	55°	57.5°	60°	62.5°	65°	67.5°	70°	72.5°	75°	77.5°
112.5°	144.1	145.3	145.7	146.2	146.7	147.2	147.1	146.7	146.4	146.2	145.7
115°	174.5	175.7	176.4	177.1	177.9	178.7	177.9	177.1	176.4	175.7	175.2
117.5°	205.6	207.1	208.0	209.0	210.0	211.0	209.8	208.6	207.3	206.1	205.6
120°	240.7	241.5	242.5	243.4	244.4	245.3	244.2	242.9	241.6	240.5	239.9
122.5°	273.4	273.8	274.8	275.8	276.8	277.8	276.6	275.3	274.1	272.8	272.4
125°	306.4	307.2	307.7	308.2	308.7	309.2	308.0	306.7	305.4	304.3	304.3
127.5°	337.4	338.6	338.8	339.1	339.4	339.6	339.6	339.6	339.6	339.6	339.4
130°	368.8	370.0	371.0	372.0	373.0	374.0	374.0	374.0	374.0	374.0	373.4
132.5°	401.9	403.4	404.6	405.9	407.1	408.3	407.8	407.3	406.8	406.3	406.3
135°	433.3	434.8	435.9	437.3	438.6	439.7	439.5	439.2	438.9	438.7	439.5
137.5°	463.1	464.2	464.7	465.2	465.7	466.2	466.4	466.7	467.0	467.2	468.4
140°	489.9	490.7	491.2	491.7	492.2	492.7	493.2	493.7	494.2	494.7	495.9
142.5°	516.7	517.2	518.7	520.2	521.6	523.2	523.2	523.2	523.2	523.2	523.4
145°	544.6	545.7	547.2	548.7	550.1	551.6	551.4	551.1	550.8	550.6	549.9
147.5°	568.1	569.3	570.4	571.7	573.0	574.2	574.4	574.6	574.9	575.2	574.4
150°	585.0	586.0	586.8	587.4	588.1	588.9	589.6	590.4	591.1	591.8	592.6
152.5°	599.5	599.7	600.4	601.1	601.9	602.7	603.6	604.6	605.5	606.5	607.7
155°	614.9	614.4	615.6	616.9	618.1	619.3	620.5	621.8	623.1	624.2	624.7
157.5°	632.2	632.0	633.0	634.0	635.0	636.0	636.4	637.0	637.4	638.0	638.0
160°	645.1	645.8	647.3	648.8	650.2	651.7	650.9	650.2	649.6	648.8	648.6
162.5°	653.7	654.7	655.7	656.6	657.6	658.5	658.4	658.1	657.8	657.6	657.1
165°	659.7	659.5	660.7	662.1	663.3	664.5	665.3	665.9	666.6	667.4	666.9
167.5°	667.2	665.5	666.9	668.4	669.9	671.3	672.3	673.3	674.3	675.3	675.3
170°	674.4	673.3	674.1	674.8	675.4	676.2	677.4	678.7	679.9	681.2	681.6
172.5°	676.4	676.2	677.1	677.7	678.4	679.2	679.7	680.2	680.6	681.2	681.6
175°	677.2	677.2	678.4	679.7	680.9	682.2	682.4	682.6	682.9	683.1	682.6
177.5°	681.4	681.2	682.4	683.6	684.9	686.0	686.6	687.0	687.6	688.0	687.2
180°	687.0	687.0	687.0	687.0	687.0	687.0	687.0	687.0	687.0	687.0	687.0



REPORT NUMBER: P271841

CATALOG NUMBER: ISW-AF-600-LED-E1-RW-7027-ULG

**CANDELA DISTRIBUTION (continued):**

	80°	82.5°	85°	87.5°	90°
0°	403.0	403.0	403.0	403.0	403.0
2.5°	403.0	402.0	404.1	400.9	403.5
5°	410.3	405.6	411.2	405.6	410.7
7.5°	420.0	412.3	420.6	412.3	420.6
10°	429.3	416.5	429.9	417.4	430.4
12.5°	443.2	427.9	445.3	428.3	445.3
15°	458.8	441.2	460.8	441.7	461.9
17.5°	471.1	454.1	473.1	454.1	473.7
20°	481.4	468.1	484.1	468.1	485.5
22.5°	493.3	483.5	496.4	483.5	499.5
25°	508.8	502.2	512.4	503.1	514.5
27.5°	526.9	522.3	530.4	523.7	532.5
30°	548.1	546.5	550.6	547.4	552.6
32.5°	571.7	575.4	575.4	575.4	577.4
35°	606.4	609.4	609.4	610.5	610.9
37.5°	639.3	644.5	643.9	645.5	645.5
40°	673.9	680.6	680.6	680.6	681.6
42.5°	712.1	719.4	720.4	717.3	719.4
45°	754.9	757.5	760.1	758.6	762.1
47.5°	800.9	803.4	805.5	803.4	809.1
50°	855.1	854.5	860.1	854.5	862.8
52.5°	911.8	916.5	920.0	914.4	920.0
55°	975.8	974.2	986.1	978.3	986.1
57.5°	1046.0	1046.0	1057.8	1050.6	1059.4
60°	1129.1	1122.3	1138.8	1126.9	1138.8
62.5°	1213.1	1201.3	1219.9	1209.6	1225.0
65°	1310.2	1293.1	1310.6	1297.2	1311.2
67.5°	1408.3	1388.6	1394.3	1387.6	1395.2
70°	1534.1	1531.5	1524.9	1544.5	1527.4
72.5°	1401.0	1430.9	1406.7	1453.6	1421.7
75°	860.8	915.9	946.4	994.3	986.6
77.5°	203.8	181.1	199.7	179.0	201.8
80°	75.4	68.6	71.8	62.4	69.7
82.5°	51.7	44.8	43.4	34.6	37.2
85°	33.0	26.8	24.7	20.6	22.6
87.5°	19.7	14.9	13.9	11.9	12.4
90°	13.6	9.4	11.0	7.9	10.5
92.5°	5.9	5.9	5.9	5.9	5.9
95°	6.8	6.8	6.8	6.8	6.8
97.5°	8.4	8.1	7.8	7.8	7.8
100°	20.6	19.7	18.7	18.7	18.7
102.5°	39.7	39.1	38.3	37.8	37.3
105°	61.8	60.8	59.8	59.8	59.8
107.5°	86.9	86.1	85.4	84.9	84.4
110°	115.3	114.6	113.8	114.4	114.8



REPORT NUMBER: P271841

CATALOG NUMBER: ISW-AF-600-LED-E1-RW-7027-ULG

**CANDELA DISTRIBUTION (continued):**

	80°	82.5°	85°	87.5°	90°
112.5°	145.3	144.8	144.3	144.3	144.3
115°	174.7	174.2	173.7	174.2	174.7
117.5°	205.2	204.6	204.2	204.6	205.2
120°	239.5	238.9	238.5	238.5	238.5
122.5°	271.8	271.4	270.9	271.4	271.8
125°	304.3	304.3	304.3	304.3	304.3
127.5°	339.1	338.8	338.6	339.6	340.5
130°	373.0	372.4	372.0	372.4	373.0
132.5°	406.3	406.3	406.3	406.8	407.3
135°	440.2	440.9	441.7	442.1	442.7
137.5°	469.6	470.9	472.1	472.6	473.0
140°	497.1	498.4	499.5	500.5	501.5
142.5°	523.6	523.9	524.1	525.1	526.0
145°	549.1	548.4	547.7	548.7	549.7
147.5°	573.7	573.0	572.2	573.2	574.2
150°	593.3	594.0	594.8	596.7	598.7
152.5°	609.1	610.3	611.5	613.9	616.3
155°	625.2	625.7	626.2	627.6	629.2
157.5°	638.0	638.0	638.0	640.4	642.8
160°	648.3	647.9	647.8	650.7	653.7
162.5°	656.6	656.1	655.7	658.5	661.5
165°	666.5	665.9	665.5	667.4	669.3
167.5°	675.3	675.3	675.3	678.2	681.2
170°	682.2	682.6	683.1	685.6	688.0
172.5°	682.2	682.6	683.1	685.6	688.0
175°	682.2	681.6	681.2	683.6	686.0
177.5°	686.6	685.9	685.0	687.0	689.0
180°	687.0	687.0	687.0	687.0	687.0

(END OF REPORT)